

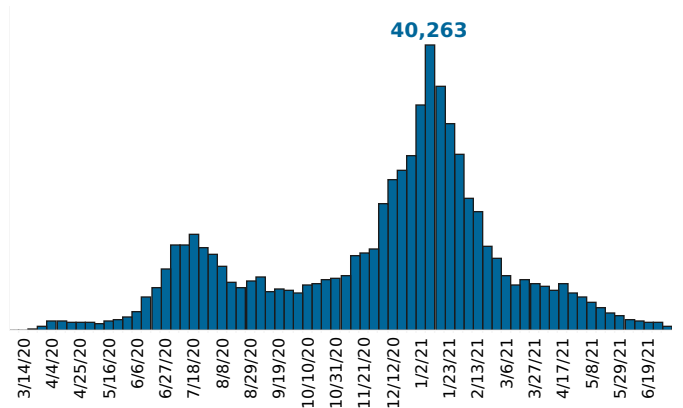
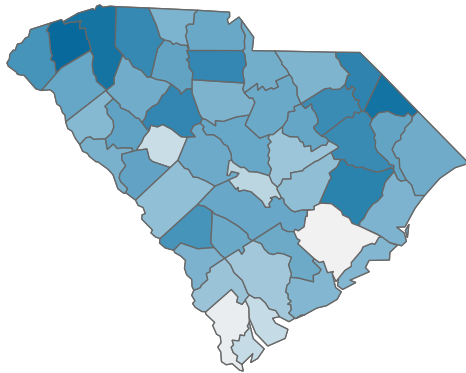
**COVID-19 in South Carolina**  
As of 11:59 PM on 6/30/2021



<b>Cases</b>	<b>Select Date Range &amp; County to Filter Page Values</b> Non-Null Values Only	<b>Past 2 weeks Confirmed</b>
<b>597,261</b>	<input type="text" value="All"/> COUNTY	<b>1,390</b>

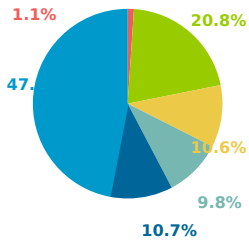
Rate of COVID-19 Cases per 10,000 population, by County  
County Displayed: **South Carolina** | Dates Displayed: 3/4/2020 to 6/30/2021  
[Use County Filter Above to View ZIP Code Counts and Filter Page Values](#)

Reported COVID-19 Cases, by Week of Report  
County Displayed: **South Carolina** | Dates Displayed: 3/4/2020 to 6/30/2021



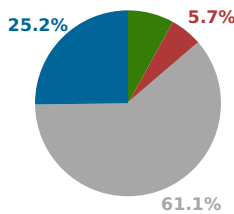
County Displayed: **South Carolina** | Dates Displayed: 3/4/2020 to 6/30/2021  
*Note: Data is suppressed for fewer than 5 cases*

Cases by Race



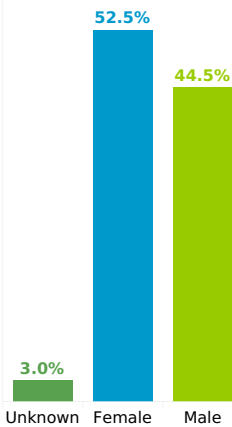
Black | White | Other  
Asian/Alaskan/Hawaiian  
Unknown | Under Investigation

Cases by Ethnicity

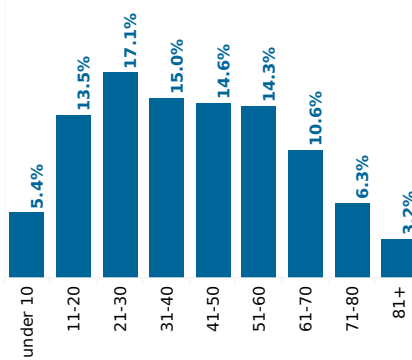


Hispanic or Latino  
Not Hispanic or Latino  
Unknown  
Under Investigation

Cases by Sex



Reported COVID-19 Cases, by Age Group & Age Related Information



Minimum Age	<b>0.0 years</b>
Median Age	<b>40.0 years</b>
Max Age	<b>110.0 years</b>
Average Age	<b>41.5 years</b>